





Count the Sides!

Help The Count count the sides and angles of each shape and write the number next to each one.

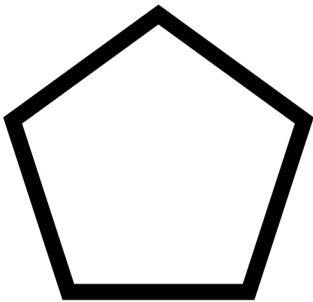
Name each shape as you go!



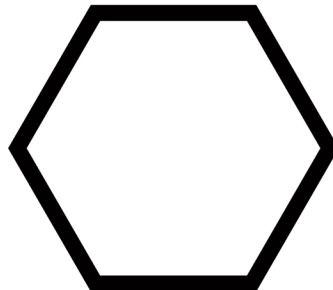
.....



.....



.....



.....

Ernie's Autumn Hay Maze

Ernie loves Autumn! Help him find his way through the pumpkins, apples and corn to get to the exit of the hay maze!




Printable Halloween Masks

Have a grown-up cut around the dotted lines of the mask and eyes. Glue or tape a popsicle stick to the back of your mask and hold it up to your face. Practice your best Elmo, Grover, Big Bird or Oscar impression with your mask!








Make Ernie and Bert JACK-O-LANTERNS!

Remember: Pumpkin carving can be dangerous and should only be done by a grown-up.

1. Ask a grown-up to hollow out a pumpkin. You can help scoop the seeds!
2. Tape a stencil to the front of your pumpkin.
3. Ask a grown-up to use a toothpick and poke holes around the black area of the stencil.
4. Have a grown-up use a pumpkin-carving tool to carve around the toothpick holes. You can decorate your pumpkin with markers, paint, or glitter. Get creative!
5. Have a grown-up add an LED light to your pumpkin and watch it glow once the sun goes down!





Play "The Count" Game

Match up the numbers to the correct group of objects.



Adult: Cut along the outer dotted lines.



