

Big Bird is making a card.




Draw a holiday card.



Draw lines connecting the pictures that match.







Find two things that have been added to the bottom picture. Circle them.



Which picture is different? Circle it.

1.



2.



3.




4.




Answer: 4










Help Elmo find his way to Zoe.






Find three things that have been added to the picture below. Circle them.





Coloring the **Gingerbread Friends**

Have fun decorating the gingerbread friends. Try to use as many different colors as you can!




Muppet Wall Decorations

Help your child find the stripes on each Sesame Street Friend,
and together, say the colors of the stripes out loud.



Bert Ornament

blue, green and orange



Big Bird Candy Canes

orange and pink



Ernie's Ornament

red, yellow, blue and white


Season's
Greetings



Holiday Ornaments

PARENT TIP:

As your child hangs his ornaments, talk about all the things you are thankful for this holiday.



1. Color in all of your Sesame friends.
2. Adult: Cut along dotted lines and poke a hole above each face. Thread a string through each hole.
3. Hang up your ornaments as decorations!

Merry Christmas

